



IPMS*MEMPHIS

**LEADING
EDGE**



VISIT US AT WWW.IPMSMEMPHIS.COM

No. 265

May 2010

April Meeting Recap

Our April meeting saw a good turnout with plenty of plastic on the table, which means a lot of questions and answers were exchanged. For us, it's usually a case of the more models we have at a meeting, the better meeting we are going to have. We've only noticed this over the last twenty or twenty-five years or so, but we're pretty sure it's not a fluke or anomaly of some kind.

We found something else on the table as things started rolling. Joe Vincent brought boxes filled with old issues of Koku Fan magazines and a variety of other aircraft related publications for anyone to pick through and carry home. He announced that he didn't want to take any of them back home with him so we all endeavored to help him avoid doing that. It didn't take very long for each of us to begin building a stack of selected reference material for that special subject of interest we all intend to build some day. We extend our thanks to Joe for his generosity.

Before we got into the meeting proper, we had to collect a few bucks for dues and stage another edition of our monthly chapter raffle. We had just added a new 1/48 scale Tamiya Swordfish II to the table, and Ross Armstrong wasted no time trading in his winning ticket for it! This kit retails for about \$72, so we'd have to say Ross' \$5 investment in tickets was well spent!

As always, we would like to thank those who faithfully support our club, Steve Stohr of **North American Hobbies**, and **Mid South Hobbies** in Memphis. While we are at it, we'd like to report that Emmo Hine seems to be feeling better after a bout with back spasms that were so bad that they had him riding to the hospital in an ambulance! He is using a cane to move around currently, but is improving as

the weeks go by. Please get well soon, Emmo!

The in-progress model reports began with **Ross Armstrong**, who had the big 1/48 Revell (ex-Monogram) Grumman EA-6B in the works. Ross had the fuselage together with the inboard wing sections attached and some preliminary paint applied.

We know that this kit does not come with the provisions for the outboard wing sections to be folded,



Ross's current project is Revell's 1/48 EA-6B. Photo by Rich Van Zandt

but that was what Ross had going on here!

This one is another model that Ross intends to finish and then give away. So, be advised that if he does have it completed and at the next meeting, look quickly, because it will likely only be there once!

A 1/48 Hasegawa Hurricane Mk.I is the latest subject chosen by **Anthony Stead**. This one was pretty well along in construction, but with no paint yet applied. We think there is a good chance you will see this one on the table at the King Con in

EDITOR: Roger Rasor
CONTRIBUTORS: Bill Von Staden, Phil Hale,
Pat Donahue, Richard Van Zandt



Anthony listened intently to all the 'expert advice'. Photo by Rich Van Zandt

Memphis, as it should be more than eligible for the Battle of Britain award.

The big 1/32 Trumpeter F-100D was there in the hands of **David Morris**, who was in the early stages of building it. There was also about \$100 worth **each** of resin and photo-etch aftermarket parts also in the box with said kit.

In a somewhat unusual twist, David will be building a model of '**Coleen**', the F-100D flown by fellow chapter member Joe Vincent during his stay in fun-filled Southeast Asia during the Vietnam War! So, could anyone ask for a better way to confirm the accuracy of every little detail on the actual aircraft ...like what color the relief tube really was?



David was able to confirm details with the pilot. Photo by Rich Van Zandt

With a kit pretty much hot-off-the-press, **Rich Van Zandt** wasted no time getting the cellophane off of the new 1/48 scale F-5E from AFV... a plastic model company that is new to the aircraft scene. With the parts breakdown of the plastic in the box, we could tell that the two-seat F-5F kit coming, as well as the recon RF-5E 'Tigereye' which will be the next one out of the blocks.

Rich already had the basic structure of this one together, some of the fiddly bits assembled and a triple-blue USN Adversary scheme chosen for it. With all of the F-5E Aggressor, Adversary, and foreign markings available, AFV could be selling these things in packs of a dozen if they are any good. (Come to think of it, that wouldn't be a bad marketing idea if a discount by the dozen were involved...)

Roger Rasor delivered what might turn out to be the smallest in-progress report we've seen so far. Roger showed us a Quickboost 1/48 P&W R-2800



Rich discussed his progress on the new AFV F-5. Photo by Roger Rasor

resin engine he had finished for installation in a Hobby Boss F6F, and compared it to the kit engine to show how much undersized the resin aftermarket engine was. It may actually only be accurate for a 1/60 scale Hellcat...certainly not that useful as a replacement for the one that comes in the kit.

Stan Parker led off the completed models with a 1/48 F4F-3 Wildcat built from the Hobby Boss kit. We had to admit it was pretty tough to tell it from the Tamiya offering. Stan felt that the details up inside



Above, Stan's F4F-3 and below, his P-47D. Photos by Rich Van Zandt

the main wheel bay on the Hobby Boss kit were slightly better than on the Tamiya version. He had finished it in one of the kit's schemes for the 1940 South Carolina War Games. Stan also had a second model with him. This one was a 1/48 Tamiya P-47D Razorback, finished as the 'Blond Angel' and it looked good in natural metal with D-Day stripes on it.



A very nice 1/72 Italeri B-57B Night Intruder was present, built by **Joe Vincent**. The all-black gloss finish was Tamiya paint, and the decals were a mix of



Joe's 1/72 all-black Italeri USAF B-57B Photos by Rich Van Zandt
kit and an old Microscale sheet for the 461st BG markings. The black scheme just looks cool with those red walkway outlines on it! Joe also had finished converting a Trumpeter 1/72 F-100C kit to the 'A' variant. This one was in natural metal, of course, and Joe had made his own decals for it.



Joe converted the Trumpeter F-100C into an 'A'. Photos by Rich Van Zandt
Rich Van Zandt had no less than three completed models to boggle us with. He had finished his second 1/72 E-2C Hawkeye kit, giving him a great opportunity to use another huge color graphic squadron marking on top of the rotodome. Rich



Rich had finished another Hasegawa 1/72 E-2C. Photos by Rich Van Zandt
brought his 1/72 Hasegawa F-111F back, which we had seen in-progress last month. This one looked for



Rich's F-111F had all it's tail feathers in place. Photos by Rich Van Zandt
all the world like a scaled down version of the 1/48 bird that Ross had at the meeting last month. And last on the list was a new Eduard 1/48 F6F-3 Hellcat. Rich had some issues with getting any kind of glue to bond some of the kit parts, despite efforts to remove any type of surface agent that might have been present. Rich said he had given up on completing the kit, but decided to open the box back up after hearing Roger's description of the new Hobby Boss F6F-5 he was trying to assemble. Much to his surprise, after putting it away for a couple of months, he found the superglue had done a fine job of securing the parts and he got back to building with better results. The finished model did look good, and Rich has another single prop contender for the next contest...but we wonder about the plastic in that kit!



Rich's Eduard F6F-3 in the USN tri-color scheme. Photos by Rich Van Zandt

Memphis King Con 2010

The Memphis Roadwarriors will be hosting the 2010 edition of the King Con on Saturday, May 29. The venue is again Briarcrest Christian School at 6000 Briarcrest in Memphis, near Poplar and I-240. The entry fee is \$10, which includes the first model, with an entry of \$1 for additional models. Special awards will be given for Battle of Britain in Aircraft, and Battle of France for Armor and Ships. Out of the Box entrants are reminded to bring their instruction

sheets! We remind chapter members to check with David Morris if any of them will be able to help with the show set up on Friday or serve as a contest judge on Saturday. We hope to see many of our friends from Regions 3 and 5 at this event!



May Meeting Ready!

Please note that our May chapter meeting will be held on the earliest date possible, as the second Saturday of the month falls on May 8! This means that if you are in the parking lot on May 15, you will be lonely, as you missed the meeting a week earlier, OK? Remember the meeting starting time of **6:30 PM**. We will have our standard format meeting, which means bring all of your new stuff, as well as any in-progress or finished models. Since it's the last meeting before the KingCon, we recommend you bring anything you plan to enter if you'd like to have it checked over by your fellow chapter members.

Please plan to show up outside the building at 6:15 to make the mass entrance through the security gate. If you are late, call either Kevin Wilson's cell at (901) 833-7051 or Roger at (901) 237-3977 to get in the door. We look forward to seeing you there!

Almost finished with the Pete

Well gang, here it is, with everything tacked together one last time to check the final alignment (got it to within 1/64") and the fit of the flying wires, outrigger floats, etc., etc., etc. Now I'll be separating the parts, flat coating the components, reattaching them permanently, weathering things with pastels, and then installing all the remaining fiddly bits. I have about 50 items left to do according to my checklist, then it will be finished...and I'm about ready for that to happen. Maybe by next issue, I'll be able to send photos of how it turns out. And...I have to admit, I'd like to start thinking about the next one!



The latest images of the 'almost' final product

Photos by Pat Donahue

Pat Donahue
IPMS 5261

Dr. Phil

Well, howdy boys. Man...what a roller coaster ride this year has been so far! Two shows in one year...wow, am I glad that they are over! We lost a little on each one, but we still have enough green in the bank for next year. Thanks again for all the support from you all. Shows are nothing without the folks who come, enter, shop, gossip, spread rumors about kits, and so forth and so on ad nauseam.

But...I digress...die what? ...or dye what? Your hair...you ain't got no hair, you big dummy! Luke, get off that keyboard! Man, living with a cat is never dull, especially a cat that is smarter than you are.

OK, back to the show...what show? Mr Peabody's Wayback Machine for a trip back to the year 1978...Hey Sherman...watch that boney little elbow...dude get it out of my ribs...Memphis 1978, model contest...we see our hero...zero...no, no...hero, Hero! Luke, get outta here! Dang, cat! Bill Von Staden, modeler...a man barely alive...Gentlemen. Now, where did that come from?!

Anyway, I've been having trouble making time for, or finding the inclination to build lately. What, *The Thrill is Gone?* Yes, the thrill is gone baby...

Well, AS I WAS SAYING, I've been having trouble lately (struggling maybe is a better word) building anything! At first, I thought that it might be an age thing but then I remembered Roger and Joe ...so maybe I can't sell the age thing. How old is Roger? Well...he showed me the first model he ever built. It was a model of a pterodactyl hewn from wood with a stone ax. Over the mantle in Roger's house is a picture of his whole family in loin clothes. Gross, look at those white chicken legs...Roger, dude...try a tanning bed, eh? Anyway, Joe by comparison is a fairly newcomer. His first model was of a Civil War observation balloon, flown by his little brother at the battle of Chickamauga. Now, I'm not insinuating that these two guys are old but...

Oh yeah, then we come back to Bill. Bill was one of few (one) Prussian immigrants to come over on the Mayflower. Bill's first model was a hand carved statue of Thor the Norse god of Thunder...naked! Bill, How 'bout carving some lederhosen, eh? Jim Webb then came to my feeble little mind as well. I think Webb has me by maybe a month or two and he is a bit more cautious about his private life so it was really hard to find out for sure...but, his first model was of a yellow horse that he called Ford F-150. He hand carved it from she sells sea shells by the sea shore...shore...Oh yeah, they say Jim dated Dinah Shore way before Burt Reynolds was even a twinkle in his mother's eye. I think Jim was 63 and Dinah was just turning 13, one of those May/December perversions...uh...romances.


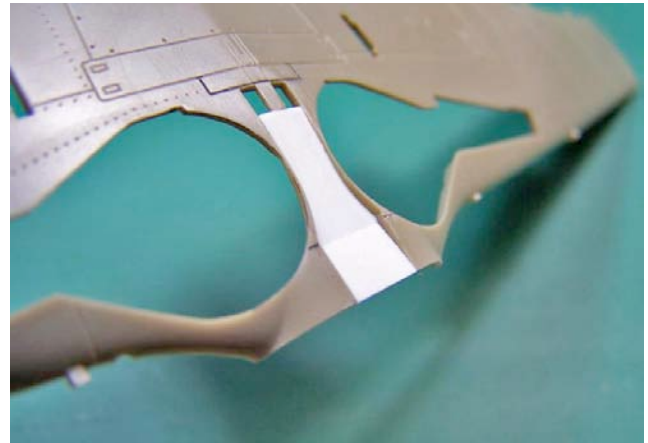
Now, I could keep picking on the rest of you, but my point here...what point...how long you guys been reading this trash...I ain't got a point...only shape I got is round. What? Oh yeah, the age thing. My point is this, all the above mentioned Old Geezers are building so my problem can't be an age thing. Must just be in my head...wait...click...ah....nope, nothing there...HEY, WAIT JUST A DADGUM MINUTE...LUKE!!!

Well, I hope it's just a phase...yeah, maybe that's it! One thing I know for sure, my desire to compete is nil, zero, nada, kaputen, gone, set sail, flown the coupe... just don't give a rat's buttocks anymore. The fellowship of all of you and visiting with friends at the shows means more to me now than ever before, so maybe it is an age thing, kinda sideways, sort of, I guess.

I don't ask this very often, as I never want to push my beliefs on anyone or offend anyone, but I would really covet your prayers right now. Kim and I have been doing a lot of church work lately and I'm not sure what direction we are being led. The only thing I know with any certainty is I think my building for hire days are over. I sure can't seem to find the

time for that at all these days. Boy, long way around the world, eh?

OK, back to model building...Bill said he couldn't tell how deep the exhaust channel was on the Eduard FW-190D-9 correction that we featured for the past two Dr Phil's. So...now remember Bill ain't getting any younger and his eye sight may be failing...so, humor him...OK? Well, I'll admit maybe the pictures didn't show that very clearly...so, consider for a minute that it can't be too deep as it sits between the main gear wells. So, at its deepest point, it is just a hair less than...a cat hair...yes...NO, NO, a 1/32" deep. Remember, this area slants in from the front and the back. The front piece is a little more of a severe angle than the back piece and they meet just behind the edge of the forward part of the wheel well. I am including two photos that should help, but they may not accurately show the depth. The absolute best thing would be to measure the depth on the wing of an A-series Fw190 (and once again I would recommend



These views show how to position the styrene insert. Photos by Phil Hale

the Trimaster/Dragon kits as Brett Green said he felt that they nailed this area better than all the rest). So, simple right...yeah...simple like RADAR!!

Everything copasetic now...cool? What up, dawgs...need some new ideas for the Dr Phil Traveling Salvation Road Show and Tanning Salon... hint, hint, chicken legs...I know you guys are so

much smarter than me, so put 'them thare athankin caps' on and give this old boy some more ideas, please!!! OK, got to go for now. Give any ideas you have to Chicken Leg...uh...Roger, or email them directly to good old Dr Phil at kimphilhale@bellsouth.net.

Now, this has been a test, only a test. Had this been an actual Dr Phil, you would have been directed to...Oh no...LUKE...that mouse is not a REAL MOUSE!!!!!!!!!!!!
Dr Phil

2010 Contests and Other Events

May 29, 2010 King Con 2010, Memphis Roadwarriors, Briarcrest Christian School, 6000 Briarcrest, Memphis, TN Contact Don Moss 901-682-9402 (Vendor Info), or Stan Parker 662-449-4207 (Entry-related questions)

June 25-26, 2010 Atlanta Model Expo – Region 3 Convention, Cobb County Civic Center, 548 S. Marietta Parkway, Marietta, GA. Contact James Corley

Sept 11, 2010 Gateway to the West Show & Swap Meet, IPMS Gateway, Hitter's Choice Batting Cages, 534 Workman Rd, Eureka, MO. Contact Doug Barton 636-332-9960

MIDSOUTH HOBBIES

Your local source for almost every hobby need
Visit us seven days a week:

**733 North White Station Road
Memphis, TN 38122
Phone 901-682-9402**

NORTH AMERICAN HOBBIES

Premium Model-building Supplies from Around the
World at Wallet-friendly Prices.

• DMold • Paragon • Ultracast • Zotz
• Afterburner • Iliad • Eagle Strike • Isra
• Possumwerks • Aeromaster • G-Factor
• Warbirds • Impact • Flying Leathernecks

nahobbies.com

Let Us Hear from You

Remember, the *Leading Edge* is a product of monthly contributions from chapter members and friends. Send our Editor Roger Rasor and/or Bill Von Staden any information you have for the next issue. Email your information roger.rasor@ipaper.com and/or bvonstaden@yahoo.com

IPMS Memphis

www.ipmsmemphis.com

Annual membership in IPMS Memphis is \$15/year, payable in January of each year, plus \$3 meeting dues collected at each meeting attended.

Meetings are held on the second Saturday of the month at the Pinnacle Airlines training center, 1785 Nonconnah Blvd, Suite 111, Memphis.

President: Roger A. Rasor

e-mail: roger.rasor@ipaper.com
Phone: (901) 237-3977

Vice President: Bill Von Staden

e-mail: bvonstaden@yahoo.com
Phone: (901) 758-0779

Secretary/Treasurer: Kevin Wilson

e-mail: KWilson206@aol.com
Phone: (901) 833-7051

Webmaster: Scott Doyle

e-mail: scott@ipmsmemphis.com
Phone: (901) 751-4039

IPMS Contact Mailing Address:

IPMS MEMPHIS, 1677 Falling Leaf Rd.,
Germantown, TN 38138-6286

Treasurer:

Kevin Wilson, 10176 Fox Chase Drive, Olive
Branch, MS 38654

IPMS Memphis is a chartered chapter of IPMS USA and IPMS Canada. For more information, visit www.ipmsmemphis.com